What contribution is the multilateral political and financial process making towards climate justice?

Jonathan Barnes
PhD student
Department of Geography and Environment

Session outline

- Background, research and motivations
- Change
- What drives change and how does this happen?
- Climate justice and sustainable development
- Democracy, democratic processes and climate change
- The future
- Discussion

Background, research and motivations

LSE

OECD
BETTER POLICIES FOR BETTER LIVES

Change is…

Good? Bad? Inevitable? Happening? Scary? Hopeful?



Climate justice and sustainable development

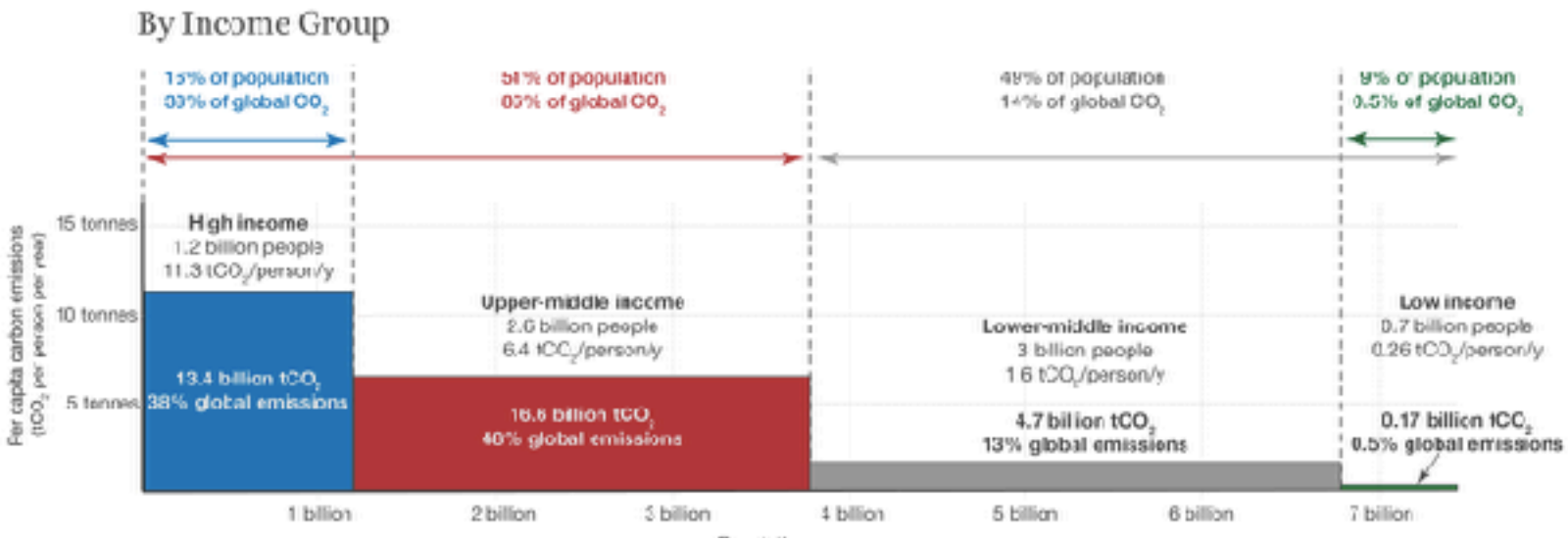

Climate justice and sustainable development

Climate justice and sustainable development

1. The justice implications of the impacts of climate change
2. The justice implications of the response to climate change, of *climate action*

Planetary Boundaries

after Johan Rockström, Stockholm Resilience Centre et al. 2009

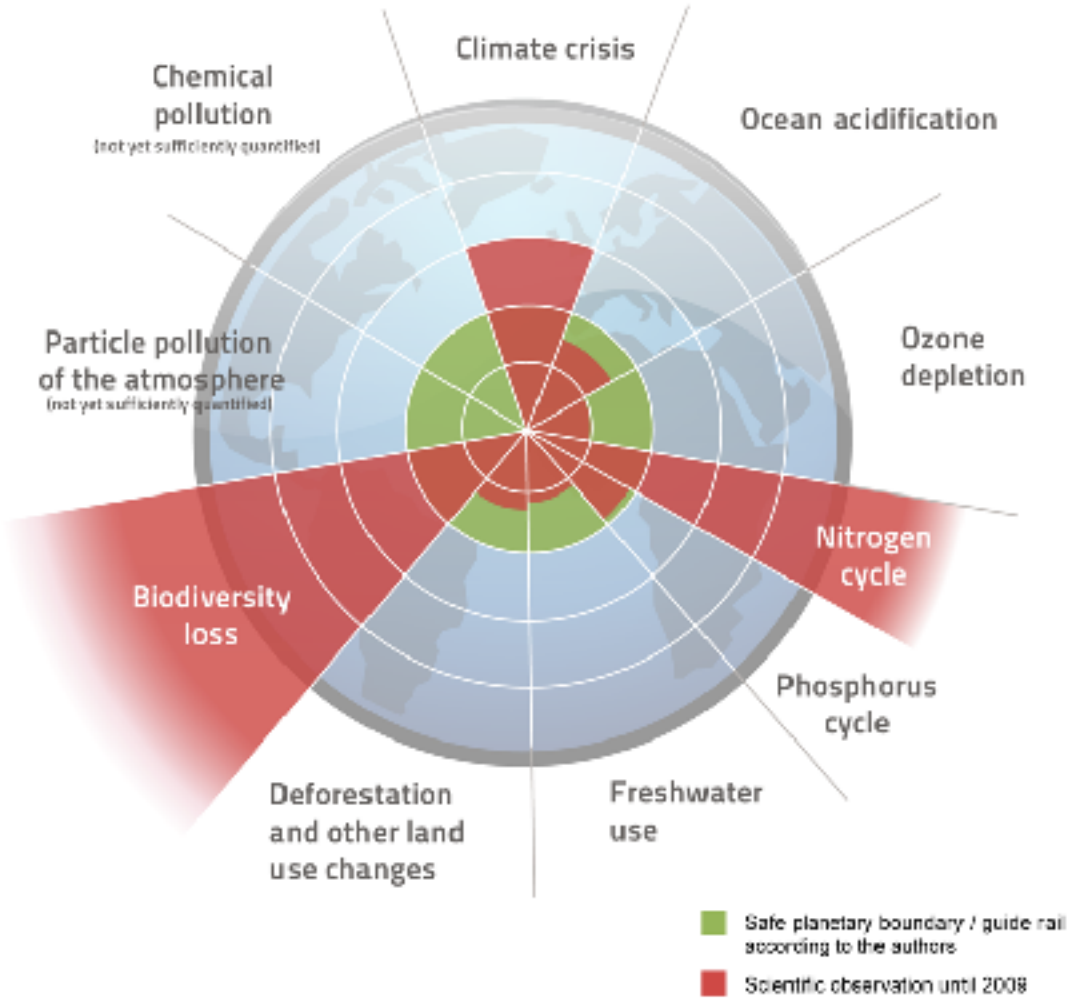

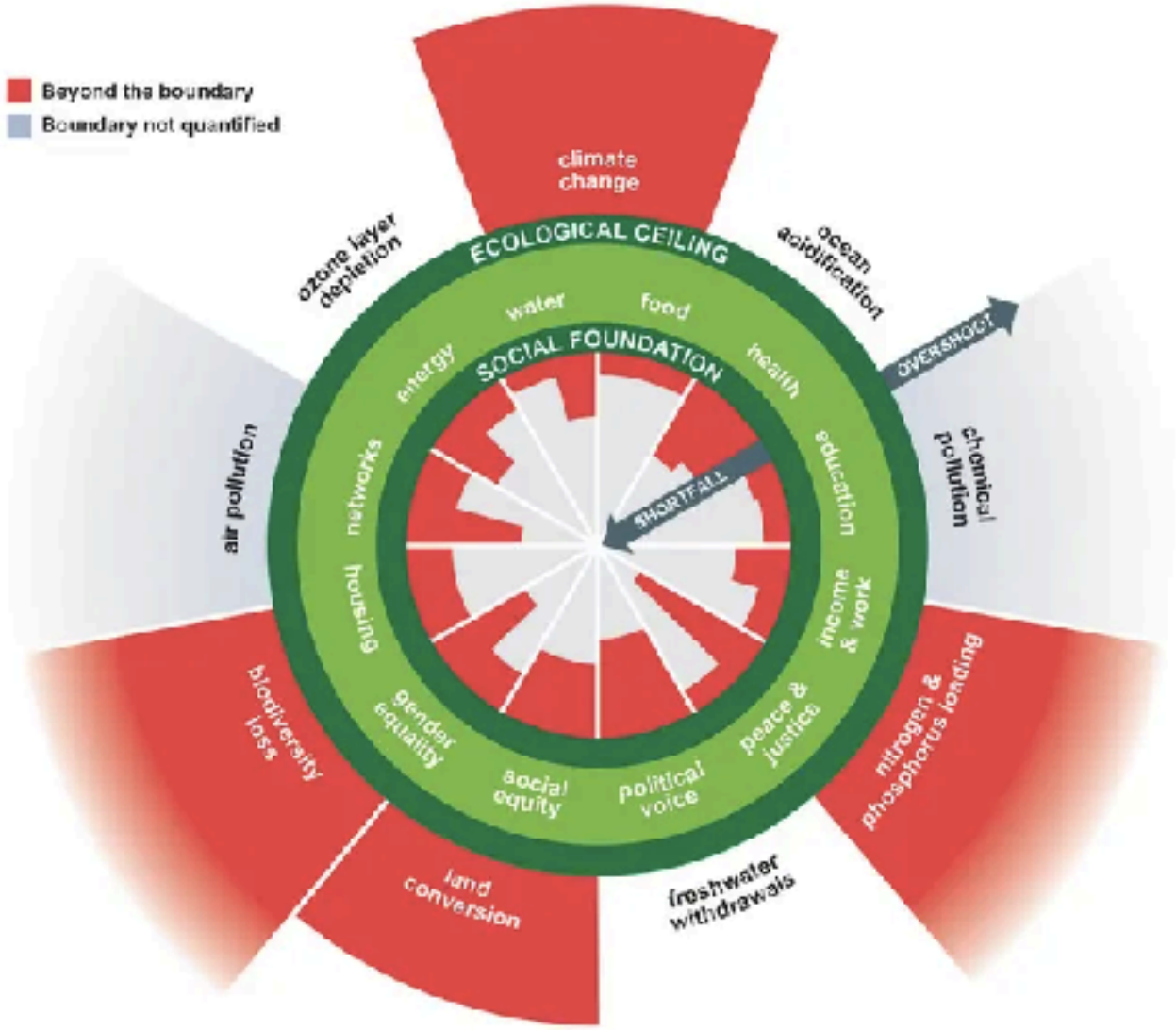
Beyond the boundary
Boundary not quantified
climate change
ocean acidification
chemical pollution
nitrogen & phosphorus loading
freshwater withdrawals
land conversion
biodiversity loss
air pollution
ozone layer depletion
ECOLOGICAL CEILING
SOCIAL FOUNDATION
OVERSHOOT
SHORTFALL
water
food
health
education
income & work
peace & justice
political voice
social equity
gender equality
housing
networks
energy

Climate justice and sustainable development

Democracy, democratic processes and climate change

‘the politics needed does not exist today… hope comes from the people, the people who have been unaware but are now starting to wake up… people are ready for change. That is the hope because we have democracy… it is happening all the time, not just on election day… it is public opinion that runs the free world, every great change throughout history has come from the people’

Democracy, democratic processes and climate change

Vs.

Democracy, democratic processes and climate change

Can we have green populism?

Democracy, democratic processes and climate change

Democracy, democratic processes and climate change

The future

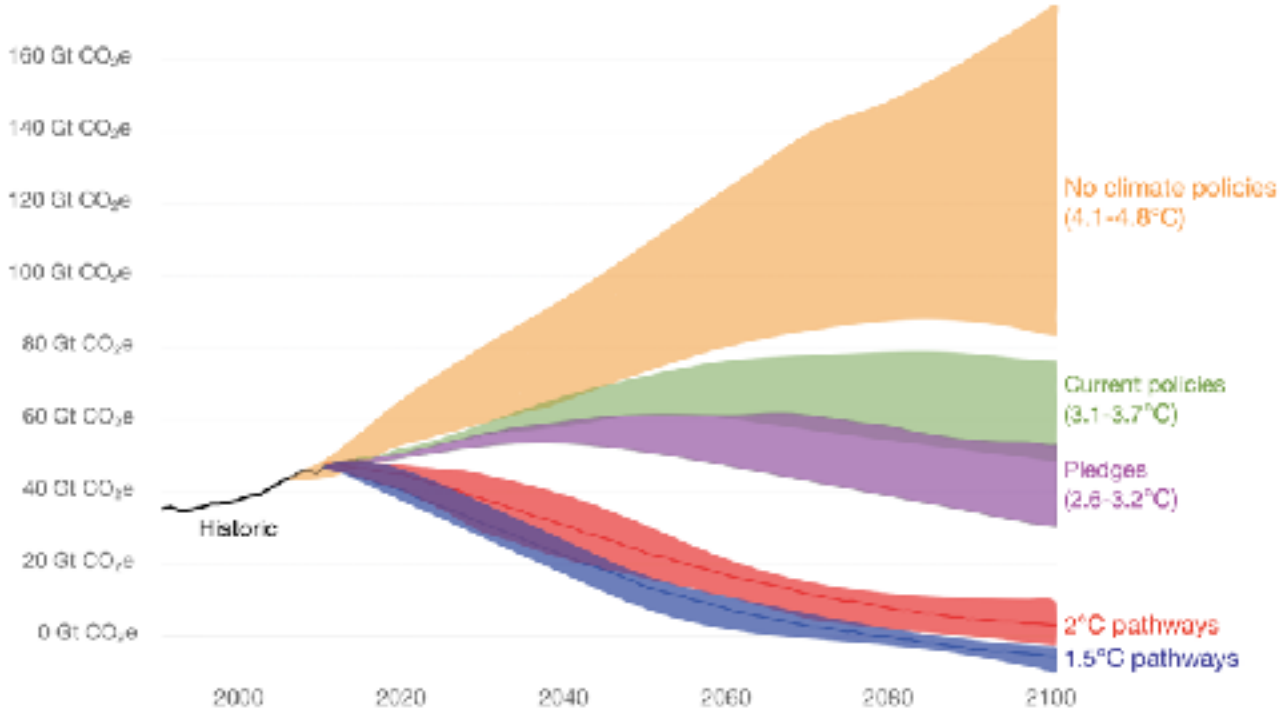
160 Gt CO2e
140 Gt CO2e
120 Gt CO2e
100 Gt CO2e
80 Gt CO2e
60 Gt CO2e
40 Gt CO2e
20 Gt CO2e
0 Gt CO2e
Historic
2000
2020
2040
2060
2080
2100
No climate policies
(4.1-4.8°C)
Current policies
(3.1-3.7°C)
Pledges
(2.6-3.2°C)
2°C pathways
1.5°C pathways

Discussion

Thank you